



SPRING CUP Individual and Team competition

18.03.2023 - 18.03.2023 - A Category Kinder 2(2015)

Rank	Country	Name/Club	Year	□				Score
				D	A	E	Ded.	
1.	 GER	Taskiran Mila <i>RSG Stuttgart</i>	2015	14.950 (1)				14.950
				2.150	5.400	7.400	-	


SPRING CUP Individual and Team competition

18.03.2023 - 18.03.2023 - A Category Kinder 2(2015)

Rank	Country	Name/Club	Year	U				Score
				D	A	E	Ded.	
1.	 GER	Taskiran Mila <i>RSG Stuttgart</i>	2015	14.483 (1)				14.483
				2.100	5.533	6.850	-	


SPRING CUP Individual and Team competition

18.03.2023 - 18.03.2023 - A Category Kinder 2(2015)

Rank	Country	Name/Club	Year	○				Score
				D	A	E	Ded.	
1.	 GER	Taskiran Mila <i>RSG Stuttgart</i>	2015	14.000 (1)				14.000
				1.900	5.600	6.500	-	


SPRING CUP Individual and Team competition

18.03.2023 - 18.03.2023 - A Category Kinder 1(2015 und 2014)

Rank	Country	Name/Club	Year	□				Score
				D	A	E	Ded.	
1.	 AUT	Körner Lara-Sophie <i>GUG Gymnastiksport Union Graz</i>	2014	16.950 (1)				16.950
				2.700	6.400	7.850	-	
2.	 AUT	Teslenko Maria <i>TGUS</i>	2014	16.233 (2)				16.233
				2.300	6.333	7.600	-	

SPRING CUP Individual and Team competition

18.03.2023 - 18.03.2023 - A Category Kinder 1(2015 und 2014)

Rank	Country	Name/Club	Year	○				Score
				D	A	E	Ded.	
1.	 AUT	Körner Lara-Sophie <i>GUG Gymnastiksport Union Graz</i>	2014	15.867 (1)				15.867
				4.200	5.767	5.900	-	
2.	 AUT	Teslenko Maria <i>TGUS</i>	2014	15.100 (2)				15.100
				3.300	6.000	5.800	-	

SPRING CUP Individual and Team competition

18.03.2023 - 18.03.2023 - A Category Kinder 1(2015 und 2014)

Rank	Country	Name/Club	Year	●				Score
				D	A	E	Ded.	
1.	AUT	Körner Lara-Sophie <i>GUG Gymnastiksport Union Graz</i>	2014	16.983 (1)				16.983
				3.300	6.133	7.550	-	

SPRING CUP Individual and Team competition

18.03.2023 - 18.03.2023 - A Category Jugend 3(2014 und 2013)

Rank	Country	Name/Club	Year	U				Score
				D	A	E	Ded.	
1.	CZE	Heinrichová Dorota <i>T.J.Sokol Hodkovičky</i>	2013	16.400 (1)				16.400
				4.000	6.300	6.100	-	

SPRING CUP Individual and Team competition

18.03.2023 - 18.03.2023 - A Category Jugend 3(2014 und 2013)

Rank	Country	Name/Club	Year	○				Score
				D	A	E	Ded.	
1.	AUT	Klotzinger Lisa <i>TGUS</i>	2013	17.350 (1)				17.350
				5.100	6.650	5.900	0.30	
2.	AUT	Beckenberger Emilia <i>TGUS</i>	2013	16.867 (2)				16.867
				3.800	6.167	6.900	-	
3.	CZE	Heinrichová Dorota <i>T.J.Sokol Hodkovičky</i>	2013	16.250 (3)				16.250
				4.000	5.900	6.350	-	
4.	AUT	Fragner Paulina <i>Sportunion Mühlbach</i>	2013	14.133 (4)				14.133
				2.700	5.533	5.900	-	
5.	AUT	Baumgartner Juliana <i>Sportunion Mühlbach</i>	2013	13.500 (5)				13.500
				2.600	5.400	5.800	0.30	

SPRING CUP Individual and Team competition

18.03.2023 - 18.03.2023 - A Category Jugend 3(2014 und 2013)

Rank	Country	Name/Club	Year	●				Score
				D	A	E	Ded.	
1.	AUT	Beckenberger Emilia <i>TGUS</i>	2013	16.533 (1)				16.533
				4.100	6.233	6.200	-	
2.	AUT	Klotzinger Lisa <i>TGUS</i>	2013	13.133 (2)				13.133
				3.300	5.233	4.600	-	
3.	AUT	Fragner Paulina <i>Sportunion Mühlbach</i>	2013	13.033 (3)				13.033
				2.200	5.033	5.800	-	
4.	AUT	Baumgartner Juliana <i>Sportunion Mühlbach</i>	2013	11.783 (4)				11.783
				1.100	5.133	5.550	-	






SPRING CUP Individual and Team competition


18.03.2023 - 18.03.2023 - A Category Jugend 2(2013 und 2012)

Rank	Country	Name/Club	Year	○				Score
				D	A	E	Ded.	
1.	 SVK	Mancová Nina ŠK ŠOG Nitra	2013	22.050 (1)				22.050
				8.100	6.450	7.500	-	
2.	 SVK	Skačanová Salomé ŠK ŠOG Nitra	2013	18.250 (2)				18.250
				5.900	5.850	6.500	-	
3.	 AUT	Obermoser Monja Sportunion Rauris	2013	17.250 (3)				17.250
				4.500	6.100	6.650	-	
4.	 AUT	Adiakpor Sarafina LFT Tirol	2012	17.150 (4)				17.150
				4.300	6.300	6.550	-	
5.	 AUT	Mathies Amelie VTS	2012	17.100 (5)				17.100
				4.400	6.200	6.500	-	
6.	 AUT	Göttel Linda Sportunion Rauris	2012	16.650 (6)				16.650
				3.700	6.100	6.850	-	
7.	 AUT	Peric Nika VTS	0	16.200 (7)				16.200
				3.200	6.450	6.550	-	
8.	 AUT	Hauser Amelie Sportunion Pettenbach	2013	15.900 (8)				15.900
				4.400	5.750	5.750	-	
9.	 AUT	Katabova Amina Sportunion ADM Linz OOE	2013	15.850 (9)				15.850
				3.500	6.300	6.050	-	
10.	 AUT	Fleischanderl Emma Sportunion ADM Linz	2013	14.500 (10)				14.500
				2.300	6.050	6.150	-	
11.	 AUT	Waser Romy Sportunion Pettenbach	2012	13.950 (11)				13.950
				2.500	5.600	5.850	-	
12.	 AUT	Burgschwaiger Laura Sportunion Rauris	2012	13.750 (12)				13.750
				2.100	5.700	5.950	-	
13.	 AUT	Resmann Eva TGUS	2012	9.650 (13)				9.650
				2.300	4.500	3.150	0.30	

SPRING CUP Individual and Team competition




18.03.2023 - 18.03.2023 - A Category Jugend 2(2013 und 2012)

Rank	Country	Name/Club	Year	●				Score
				D	A	E	Ded.	
1.	 SVK	Mancová Nina ŠK ŠOG Nitra	2013	22.000 (1)				22.000
				7.500	6.800	7.700	-	
2.	 SVK	Skačanová Salomé ŠK ŠOG Nitra	2013	18.950 (2)				18.950
				6.800	6.000	6.150	-	
3.	 AUT	Göttel Linda Sportunion Rauris	2012	16.400 (3)				16.400
				3.700	6.200	6.500	-	
4.	 AUT	Hauser Amelie Sportunion Pettenbach	2013	16.100 (4)				16.100
				3.400	6.000	6.700	-	
5.	 AUT	Peric Nika VTS	0	15.700 (5)				15.700
				4.600	6.000	5.100	-	

Rank	Country	Name/Club	Year					Score
				D	A	E	Ded.	
6.	 AUT	Röbl Ines <i>Sportunion ADM Linz OOE</i>	2012	15.050 (6)				15.050
				3.200	6.000	5.850	-	
7.	 AUT	Etschmann Julia <i>LFT Tirol</i>	2012	14.850 (7)				14.850
				2.600	6.550	5.700	-	
8.	 AUT	Resmann Eva <i>TGUS</i>	2012	14.500 (8)				14.500
				4.500	5.650	4.350	-	
9.	 AUT	Mathies Amelie <i>VTS</i>	2012	13.000 (9)				13.000
				2.900	5.800	4.900	0.60	

SPRING CUP Individual and Team competition

18.03.2023 - 18.03.2023 - A Category Jugend 2(2013 und 2012)

Rank	Country	Name/Club	Year					Score
				D	A	E	Ded.	
1.	 AUT	Resmann Eva <i>TGUS</i>	2012	15.500 (1)				15.500
				5.100	5.650	4.750	-	
2.	 AUT	Ibragimova Mislina <i>Sportunion ADM Linz</i>	2012	14.500 (2)				14.500
				3.100	6.050	5.350	-	

SPRING CUP Individual and Team competition

18.03.2023 - 18.03.2023 - A Category Jugend 1(2012 und 2011)

Rank	Country	Name/Club	Year					Score
				D	A	E	Ded.	
1.	 CZE	Kopecká Tereza <i>T.J.Sokol Hodkovičky</i>	2011	22.700 (1)				22.700
				9.000	7.000	6.700	-	
2.	 CZE	Frydrychová Daniela <i>T.J.Sokol Hodkovičky</i>	2012	18.400 (2)				18.400
				5.300	6.600	6.500	-	
3.	 CZE	Kinder Sydney <i>T.J.Sokol Hodkovičky</i>	2012	18.350 (3)				18.350
				6.200	6.300	5.850	-	
4.	 SVK	Filipeková Ema <i>ŠK ŠOG Nitra</i>	2012	18.200 (4)				18.200
				6.700	6.350	5.750	0.60	
5.	 AUT	Tiefenthaller Hellena <i>Sportunion Pettenbach</i>	2011	18.050 (5)				18.050
				6.400	5.550	6.100	-	
6.	 AUT	Konizhai Kvitoslava <i>TGUS</i>	2012	17.950 (6)				17.950
				6.200	6.000	5.750	-	
7.	 CZE	Burešová Pavla <i>T.J.Sokol Hodkovičky</i>	2011	17.400 (7)				17.400
				4.800	6.300	6.300	-	
8.	 AUT	Stropnik Aurelia <i>VTS</i>	2011	16.450 (8)				16.450
				5.300	5.950	5.200	-	
9.	 AUT	Hüve Lisa <i>LFT Tirol</i>	2011	15.250 (9)				15.250
				4.800	6.200	4.850	0.60	
10.	 AUT	Grubesa Emma <i>Sportunion Mühlbach</i>	2011	13.350 (10)				13.350
				3.000	5.950	4.400	-	

SPRING CUP Individual and Team competition

18.03.2023 - 18.03.2023 - A Category Jugend 1(2012 und 2011)

Rank	Country	Name/Club	Year	●				Score
				D	A	E	Ded.	
1.	 SVK	Filipeková Ema <i>ŠK ŠOG Nitra</i>	2012	21.350 (1)				21.350
				7.100	6.850	7.400	-	
2.	 AUT	Konizhai Kvitoslava <i>TGUS</i>	2012	19.350 (2)				19.350
				6.800	6.150	6.400	-	
3.	 SLO	Hajdinjak Luzanava Elizabeta <i>DŠRG Branik Maribor</i>	2011	19.300 (3)				19.300
				6.900	6.000	6.400	-	
4.	 CZE	Frydrychová Daniela <i>T.J.Sokol Hodkovičky</i>	2012	15.850 (4)				15.850
				4.000	6.300	5.550	-	

SPRING CUP Individual and Team competition

18.03.2023 - 18.03.2023 - A Category Jugend 1(2012 und 2011)

Rank	Country	Name/Club	Year	🍴				Score
				D	A	E	Ded.	
1.	 CZE	Kopecká Tereza <i>T.J.Sokol Hodkovičky</i>	2011	21.850 (1)				21.850
				7.500	7.300	7.050	-	
2.	 CZE	Burešová Pavla <i>T.J.Sokol Hodkovičky</i>	2011	19.050 (2)				19.050
				6.100	6.550	6.400	-	
3.	 AUT	Konizhai Kvitoslava <i>TGUS</i>	2012	19.000 (3)				19.000
				6.100	6.250	6.650	-	
4.	 AUT	Lettner Caroline <i>Sportunion ADM Linz LNZ</i>	2011	18.550 (4)				18.550
				6.000	6.200	6.350	-	
5.	 AUT	Hüve Lisa <i>LFT Tirol</i>	2011	18.150 (5)				18.150
				5.700	6.550	5.900	-	
6.	 SLO	Hajdinjak Luzanava Elizabeta <i>DŠRG Branik Maribor</i>	2011	17.950 (6)				17.950
				7.400	5.750	4.800	-	
7.	 CZE	Kinder Sydney <i>T.J.Sokol Hodkovičky</i>	2012	16.950 (7)				16.950
				4.600	6.700	5.650	-	
8.	 AUT	Tiefenthaller Hellena <i>Sportunion Pettenbach</i>	2011	16.350 (8)				16.350
				5.600	5.800	4.950	-	
9.	 AUT	Miljak Lara <i>LFT Tirol</i>	2011	15.550 (9)				15.550
				3.700	6.550	5.300	-	
10.	 AUT	Stropnik Aurelia <i>VTS</i>	2011	14.800 (10)				14.800
				4.000	6.200	4.600	-	
11.	 AUT	Grubesa Emma <i>Sportunion Mühlbach</i>	2011	14.200 (11)				14.200
				3.300	5.750	5.150	-	

SPRING CUP Individual and Team competition

18.03.2023 - 18.03.2023 - A Category Jugend 1(2012 und 2011)

Rank	Country	Name/Club	Year					Score
				D	A	E	Ded.	
1.	 AUT	Nominchuluun Indra <i>LFT Tirol</i>	2011	16.700 (1)				16.700
				4.100	6.900	5.700	-	
2.	 SLO	Hajdinjak Luzanava Elizabeta <i>DŠRG Branik Maribor</i>	2011	15.000 (2)				15.000
				5.000	5.500	4.500	-	
3.	 AUT	Lettner Caroline <i>Sportunion ADM Linz LNZ</i>	2011	14.600 (3)				14.600
				4.900	5.700	4.000	-	
4.	 AUT	Tiefenthaller Hellena <i>Sportunion Pettenbach</i>	2011	14.250 (4)				14.250
				4.100	5.400	4.750	-	



SPRING CUP Individual and Team competition



18.03.2023 - 18.03.2023 - A Category Juniorinnen 1(2009 und 2008)

Rank	Country	Name/Club	Year					Score
				D	A	E	Ded.	
1.	 CZE	Samareva Alisa <i>T.J.Sokol Hodkovičky</i>	2008	24.750 (1)				24.750
				10.000	7.250	7.500	-	
2.	 AUT	Weber Paula <i>ÖTB Linz</i>	2009	20.650 (2)				20.650
				7.200	6.700	6.750	-	
3.	 AUT	Miklavcic Anna <i>TGUS</i>	2009	20.150 (3)				20.150
				7.000	6.500	6.650	-	
4.	 CZE	Obstová Tereza <i>T.J.Sokol Hodkovičky</i>	2008	19.900 (4)				19.900
				8.100	6.400	6.000	0.60	
5.	 CZE	Elederová Nela <i>SK MG Havířov</i>	0	19.250 (5)				19.250
				6.500	6.500	6.250	-	
6.	 GER	Komerova Lika <i>TV Nellingen</i>	2008	18.900 (6)				18.900
				6.100	6.400	6.400	-	
7.	 AUT	Petrova Natalia <i>TGUS</i>	2008	18.750 (7)				18.750
				7.600	6.000	5.150	-	
8.	 AUT	Pamminger Magdalena <i>ÖTB Linz</i>	2009	17.450 (8)				17.450
				5.100	6.300	6.050	-	
9.	 AUT	Obermoser Lara <i>Sportunion Rauris</i>	0	16.900 (9)				16.900
				4.700	6.200	6.000	-	
10.	 GER	Dzybenko Emilia <i>TV Nellingen</i>	0	13.600 (10)				13.600
				3.200	5.350	5.350	0.30	
11.	 AUT	Plaickner Anna <i>Sportunion Rauris</i>	0	13.100 (11)				13.100
				2.600	5.450	5.050	-	

SPRING CUP Individual and Team competition















18.03.2023 - 18.03.2023 - A Category Juniorinnen 1(2009 und 2008)

Rank	Country	Name/Club	Year					Score
				D	A	E	Ded.	
1.	 CZE	Obstová Tereza <i>T.J.Sokol Hodkovičky</i>	2008	21.300 (1)				21.300
				7.200	7.050	7.050	-	

Rank	Country	Name/Club	Year					Score
				D	A	E	Ded.	
2.	 AUT	Razinkova Alina <i>ÖTB Linz</i>	2008	21.250 (2)				21.250
				8.300	6.500	6.450	-	
3.	 AUT	Preiml Viola <i>ÖTB Linz</i>	2009	20.600 (3)				20.600
				6.800	6.950	6.850	-	
4.	 AUT	Oswald Samantha <i>ATV Wiener Neustadt</i>	2009	20.400 (4)				20.400
				6.500	6.850	7.050	-	
5.	 CZE	Hýžová Emilly <i>SK MG Havířov</i>	2009	20.250 (5)				20.250
				7.200	6.700	6.350	-	
6.	 GER	Komerova Lika <i>TV Nellingen</i>	2008	18.950 (6)				18.950
				5.800	6.450	6.700	-	
7.	 AUT	Rybalka Polina <i>TGUS</i>	2009	18.100 (7)				18.100
				6.900	5.950	5.250	-	







SPRING CUP Individual and Team competition

18.03.2023 - 18.03.2023 - A Category Juniorinnen 1(2009 und 2008)

Rank	Country	Name/Club	Year					Score
				D	A	E	Ded.	
1.	 AUT	Petrova Natalia <i>TGUS</i>	2008	22.500 (1)				22.500
				8.900	6.800	6.800	-	
2.	 CZE	Obstová Tereza <i>T.J.Sokol Hodkovičky</i>	2008	21.800 (2)				21.800
				8.400	6.950	6.450	-	
3.	 AUT	Preiml Viola <i>ÖTB Linz</i>	2009	20.500 (3)				20.500
				6.000	7.350	7.150	-	
4.	 CZE	Elederová Nela <i>SK MG Havířov</i>	0	20.100 (4)				20.100
				6.400	7.150	6.550	-	
5.	 AUT	Oswald Samantha <i>ATV Wiener Neustadt</i>	2009	19.900 (5)				19.900
				7.500	6.300	6.100	-	
6.	 AUT	Gangl Sophie <i>Sportunion Mühlbach</i>	2009	19.500 (6)				19.500
				6.800	6.300	6.400	-	
7.	 CZE	Hýžová Emilly <i>SK MG Havířov</i>	2009	19.100 (7)				19.100
				5.700	6.650	6.750	-	
8.	 AUT	Rybalka Polina <i>TGUS</i>	2009	18.950 (8)				18.950
				7.500	6.150	5.300	-	
9.	 AUT	Pamminger Magdalena <i>ÖTB Linz</i>	2009	18.450 (9)				18.450
				6.100	6.250	6.100	-	
10.	 AUT	Weber Paula <i>ÖTB Linz</i>	2009	18.150 (10)				18.150
				6.200	6.400	5.550	-	
11.	 GER	Komerova Lika <i>TV Nellingen</i>	2008	17.300 (11)				17.300
				5.300	6.600	5.400	-	
12.	 AUT	Obermoser Lara <i>Sportunion Rauris</i>	0	16.800 (12)				16.800
				4.800	6.050	5.950	-	
13.	 AUT	Plaickner Anna <i>Sportunion Rauris</i>	0	14.400 (13)				14.400
				3.300	5.850	5.250	-	

SPRING CUP Individual and Team competition

18.03.2023 - 18.03.2023 - A Category Juniorinnen 1(2009 und 2008)

Rank	Country	Name/Club	Year					Score
				D	A	E	Ded.	
1.	 CZE	Samareva Alisa <i>T.J.Sokol Hodkovičky</i>	2008	22.400 (1)				22.400
				8.600	7.000	6.800	-	
2.	 AUT	Razinkova Alina <i>ÖTB Linz</i>	2008	19.250 (2)				19.250
				6.500	6.650	6.100	-	
3.	 CZE	Hýžová Emily <i>SK MG Havířov</i>	2009	19.000 (3)				19.000
				6.100	6.600	6.300	-	
4.	 AUT	Gangl Sophie <i>Sportunion Mühlbach</i>	2009	18.350 (4)				18.350
				5.700	6.300	6.350	-	
5.	 GER	Komerova Lika <i>TV Nellingen</i>	2008	13.650 (5)				13.650
				3.500	5.850	4.300	-	

SPRING CUP Individual and Team competition








18.03.2023 - 18.03.2023 - A Category Juniorinnen 2(2010)

Rank	Country	Name/Club	Year					Score
				D	A	E	Ded.	
1.	 CZE	Babišová Johana <i>T.J.Sokol Hodkovičky</i>	2010	19.550 (1)				19.550
				6.900	6.700	5.950	-	
2.	 AUT	Kapaj Ersi <i>ÖTB Linz</i>	2010	19.050 (2)				19.050
				7.500	6.050	5.500	-	
3.	 AUT	Thurner Lea <i>Sportunion Rauris</i>	0	15.250 (3)				15.250
				3.700	5.550	6.000	-	
4.	 AUT	Salchegger Mia <i>Sportunion Rauris</i>	0	13.550 (4)				13.550
				2.400	5.750	5.400	-	

SPRING CUP Individual and Team competition

18.03.2023 - 18.03.2023 - A Category Juniorinnen 2(2010)

Rank	Country	Name/Club	Year					Score
				D	A	E	Ded.	
1.	 AUT	Kalashnikova Anastasia <i>VTS</i>	2010	20.400 (1)				20.400
				6.700	6.850	6.850	-	
2.	 CZE	Křížková Barbora <i>T.J.Sokol Hodkovičky</i>	2010	20.300 (2)				20.300
				6.300	6.950	7.050	-	
3.	 AUT	Beisteiner Franziska <i>ATV Wiener Neustadt</i>	2010	19.500 (3)				19.500
				6.400	6.600	6.500	-	
4.	 AUT	Oygur Melia <i>VTS</i>	2010	19.450 (4)				19.450
				6.200	6.450	6.800	-	
5.	 CZE	Špirochová Tereza <i>SKMG Máj České Budějovice z.s.</i>	2010 Jr	18.950 (5)				18.950
				6.200	6.050	6.700	-	
6.	 AUT	Enkzhol Enerel <i>ATV Wiener Neustadt</i>	2010	18.300 (6)				18.300
				5.900	6.450	5.950	-	

Rank	Country	Name/Club	Year					Score
				D	A	E	Ded.	
7.	 AUT	Oygur Aylin VTS	0	18.100 (7)				18.100
				5.000	6.250	6.850	-	
8.	 CZE	Pindurová Eliška SKMG Máj České Budějovice z.s.	2010 Jr	17.850 (8)				17.850
				5.600	6.100	6.150	-	
9.	 CZE	Škaroupková Veronika SKMG Máj České Budějovice z.s.	2010 Jr	17.750 (9)				17.750
				5.200	6.050	6.500	-	
10.	 AUT	Biro Barbara ATV Wiener Neustadt	2010	17.450 (10)				17.450
				4.800	6.000	6.650	-	
11.	 AUT	Radonjic Magdalena ATV Wiener Neustadt	2010	16.850 (11)				16.850
				4.800	6.650	5.400	-	
12.	 AUT	Brandauer Leah TGUS	2010	15.300 (12)				15.300
				5.300	5.600	4.400	-	

SPRING CUP Individual and Team competition

18.03.2023 - 18.03.2023 - A Category Juniorinnen 2(2010)

Rank	Country	Name/Club	Year					Score
				D	A	E	Ded.	
1.	 AUT	Kapaj Ersi ÖTB Linz	2010	20.800 (1)				20.800
				7.200	6.700	6.900	-	
2.	 CZE	Špirochová Tereza SKMG Máj České Budějovice z.s.	2010 Jr	20.300 (2)				20.300
				6.500	6.700	7.100	-	
3.	 CZE	Babišová Johana T.J.Sokol Hodkovičky	2010	19.300 (3)				19.300
				6.200	6.600	6.500	-	
4.	 AUT	Kalashnikova Anastasia VTS	2010	18.550 (4)				18.550
				5.500	6.600	6.450	-	
5.	 AUT	Radonjic Magdalena ATV Wiener Neustadt	2010	17.700 (5)				17.700
				5.500	6.200	6.000	-	
6.	 AUT	Oygur Melia VTS	2010	17.650 (6)				17.650
				4.400	6.800	6.450	-	
7.	 AUT	Oygur Aylin VTS	0	17.250 (7)				17.250
				4.700	6.050	6.500	-	
8.	 CZE	Pindurová Eliška SKMG Máj České Budějovice z.s.	2010 Jr	17.150 (8)				17.150
				5.100	6.150	5.900	-	
9.	 AUT	Savic Teodora ATV Wiener Neustadt	2010	16.050 (9)				16.050
				5.500	5.600	4.950	-	
10.	 CZE	Křížková Barbora T.J.Sokol Hodkovičky	2010	15.300 (10)				15.300
				4.700	6.000	4.600	-	
11.	 AUT	Biro Barbara ATV Wiener Neustadt	2010	13.350 (11)				13.350
				3.400	5.600	4.350	-	

SPRING CUP Individual and Team competition

18.03.2023 - 18.03.2023 - A Category Juniorinnen 2(2010)

Rank	Country	Name/Club	Year					Score
				D	A	E	Ded.	
1.	 CZE	Škaroupková Veronika <i>SKMG Máj České Budějovice z.s.</i>	2010 Jr	18.250 (1)				18.250
				5.500	6.500	6.250	-	
2.	 AUT	Beisteiner Franziska <i>ATV Wiener Neustadt</i>	2010	17.750 (2)				17.750
				5.600	6.350	5.800	-	
3.	 AUT	Savic Teodora <i>ATV Wiener Neustadt</i>	2010	17.200 (3)				17.200
				5.000	6.550	5.650	-	
4.	 AUT	Enkzhol Enerel <i>ATV Wiener Neustadt</i>	2010	16.550 (4)				16.550
				5.800	5.750	5.000	-	




SPRING CUP Individual and Team competition









18.03.2023 - 18.03.2023 - A Category Senior(2007 and older)

Rank	Country	Name/Club	Year					Score
				D	A	E	Ded.	
1.	 CZE	Havlíková Karolina <i>T.J.Sokol Hodkovičky</i>	2006	25.000 (1)				25.000
				10.700	7.500	6.800	-	
2.	 GER	Kirpichnikova Alexandra <i>TV Nellingen</i>	0	24.600 (2)				24.600
				10.200	7.250	7.150	-	
3.	 CZE	PODLAHOVA Adela <i>SKMG Máj České Budějovice z.s.</i>	2005	23.750 (3)				23.750
				9.300	7.300	7.150	-	
4.	 AUT	BAUER Una <i>ÖTB Linz</i>	2004	22.500 (4)				22.500
				8.700	7.200	6.600	-	
5.	 AUT	Cirabisi Sophia <i>LFT Tirol</i>	2007	21.650 (5)				21.650
				7.600	7.150	6.900	-	
6.	 AUT	Möhring Lena <i>LFT Tirol</i>	2005	20.350 (6)				20.350
				6.600	7.000	6.750	-	
7.	 AUT	Herold Antonia <i>GUG Gymnastiksport Union Graz</i>	2007	20.100 (7)				20.100
				7.100	6.700	6.300	-	
8.	 AUT	Bernau Stella <i>Sportunion ADM Linz</i>	2007	17.150 (8)				17.150
				5.100	6.450	5.600	-	
9.	 AUT	Kaiser Vanessa <i>Sportunion Pettenbach OOE</i>	2005	15.550 (9)				15.550
				3.800	5.800	5.950	-	
10.	 AUT	Bendl Lea <i>TGUS</i>	2007	13.300 (10)				13.300
				3.300	5.500	4.800	0.30	

SPRING CUP Individual and Team competition

18.03.2023 - 18.03.2023 - A Category Senior(2007 and older)




Rank	Country	Name/Club	Year					Score
				D	A	E	Ded.	
1.	 CZE	Havlíková Karolina <i>T.J.Sokol Hodkovičky</i>	2006	26.700 (1)				26.700
				11.200	8.150	7.350	-	
2.	 GER	Kirpichnikova Alexandra <i>TV Nellingen</i>	0	23.850 (2)				23.850
				9.100	7.250	7.500	-	

Rank	Country	Name/Club	Year					Score
				D	A	E	Ded.	
3.	 CZE	PODLAHOVA Adela <i>SKMG Máj České Budějovice z.s.</i>	2005	23.400 (3)				23.400
				8.700	7.600	7.100	-	
4.	 CZE	Bretšnajdrová Lucie <i>SKMG Máj České Budějovice z.s.</i>	2005 S	22.500 (4)				22.500
				8.400	7.400	6.700	-	
5.	 CZE	Husovská Natália <i>T.J.Sokol Hodkovičky</i>	2007	22.150 (5)				22.150
				7.900	7.450	6.800	-	
6.	 AUT	BAUER Una <i>ÖTB Linz</i>	2004	22.100 (6)				22.100
				7.700	7.200	7.200	-	
7.	 AUT	Herold Antonia <i>GUG Gymnastiksport Union Graz</i>	2007	20.800 (7)				20.800
				7.000	7.250	6.550	-	
8.	 AUT	Voitleitner Iris <i>Sportunion ADM Linz</i>	2007	20.050 (8)				20.050
				7.200	6.900	5.950	-	
9.	 AUT	Bernau Stella <i>Sportunion ADM Linz</i>	2007	15.800 (9)				15.800
				3.800	6.500	5.500	-	
10.	 GER	Nesic Elena <i>TV Nellingen</i>	2007	15.750 (10)				15.750
				4.600	5.700	5.450	-	
11.	 AUT	Kaiser Vanessa <i>Sportunion Pettenbach OOE</i>	2005	15.450 (11)				15.450
				4.000	6.100	5.950	0.60	
12.	 AUT	Migsch Yana <i>TGUS</i>	2007	14.750 (12)				14.750
				3.300	5.900	5.550	-	
13.	 AUT	Neumayr Paola <i>TGUS</i>	2007	14.000 (13)				14.000
				3.200	6.050	5.050	0.30	

SPRING CUP Individual and Team competition








18.03.2023 - 18.03.2023 - A Category Senior(2007 and older)

Rank	Country	Name/Club	Year					Score
				D	A	E	Ded.	
1.	 CZE	Havlíková Karolina <i>T.J.Sokol Hodkovičky</i>	2006	26.050 (1)				26.050
				10.200	8.250	7.600	-	
2.	 CZE	PODLAHOVA Adela <i>SKMG Máj České Budějovice z.s.</i>	2005	23.900 (2)				23.900
				8.900	7.800	7.200	-	
3.	 GER	Kirpichnikova Alexandra <i>TV Nellingen</i>	0	22.250 (3)				22.250
				9.100	6.850	6.300	-	
4.	 AUT	Möhring Lena <i>LFT Tirol</i>	2005	21.150 (4)				21.150
				7.400	6.950	6.800	-	
5.	 AUT	Cirabisi Sophia <i>LFT Tirol</i>	2007	20.900 (5)				20.900
				7.700	7.350	6.150	0.30	
6.	 CZE	Husovská Natália <i>T.J.Sokol Hodkovičky</i>	2007	17.200 (6)				17.200
				6.600	6.550	4.650	0.60	
7.	 AUT	Voitleitner Iris <i>Sportunion ADM Linz</i>	2007	16.800 (7)				16.800
				5.500	6.500	4.800	-	
8.	 AUT	Neumayr Paola <i>TGUS</i>	2007	15.900 (8)				15.900
				3.400	6.550	5.950	-	
9.	 AUT	Migsch Yana <i>TGUS</i>	2007	15.900 (9)				15.900
				3.900	6.050	5.950	-	

Rank	Country	Name/Club	Year					Score
				D	A	E	Ded.	
10.	 AUT	Bendl Lea <i>TGUS</i>	2007	15.200 (10)				15.200
				3.200	6.050	5.950	-	
11.	 GER	Nesic Elena <i>TV Nellingen</i>	2007	13.300 (11)				13.300
				3.300	5.550	4.450	-	




SPRING CUP Individual and Team competition

18.03.2023 - 18.03.2023 - A Category Senior(2007 and older)

Rank	Country	Name/Club	Year					Score
				D	A	E	Ded.	
1.	 CZE	Havlíková Karolina <i>T.J.Sokol Hodkovičky</i>	2006	24.200 (1)				24.200
				9.800	8.150	6.850	0.60	
2.	 CZE	PODLAHOVA Adela <i>SKMG Máj České Budějovice z.s.</i>	2005	23.150 (2)				23.150
				8.800	7.600	7.050	0.30	
3.	 GER	Kirpichnikova Alexandra <i>TV Nellingen</i>	0	22.750 (3)				22.750
				9.700	6.550	6.500	-	
4.	 AUT	Cirabisi Sophia <i>LFT Tirol</i>	2007	20.900 (4)				20.900
				6.700	7.300	6.900	-	
5.	 AUT	Möhring Lena <i>LFT Tirol</i>	2005	19.900 (5)				19.900
				6.000	7.100	6.800	-	
6.	 CZE	Bretšnajdrová Lucie <i>SKMG Máj České Budějovice z.s.</i>	2005 S	18.900 (6)				18.900
				5.600	7.100	6.200	-	

SPRING CUP Individual and Team competition



18.03.2023 - 18.03.2023 - B Category Kinder 2(2015)

Rank	Country	Name/Club	Year					Score
				D	A	E	Ded.	
1.	 AUT	Piddubna Sofia <i>TGUS</i>	2015	15.367 (1)				15.367
				2.300	5.767	7.300	-	
2.	 AUT	Merz Nelly <i>TGUS</i>	2015	14.167 (2)				14.167
				1.500	5.767	6.900	-	

SPRING CUP Individual and Team competition


18.03.2023 - 18.03.2023 - B Category Kinder 1(2015 und 2014)

Rank	Country	Name/Club	Year					Score
				D	A	E	Ded.	
1.	 AUT	Bodocs Anna <i>TGUS</i>	2014	14.917 (1)				14.917
				1.850	6.067	7.000	-	
2.	 AUT	Mykhailiuk Daria <i>TGUS</i>	2014	14.900 (2)				14.900
				1.550	6.100	7.250	-	
3.	 AUT	Mayerhofer Lara <i>TGUS</i>	2014	12.283 (3)				12.283
				0.450	5.433	6.400	-	

Rank	Country	Name/Club	Year	□				Score
				D	A	E	Ded.	
4.	 AUT	Jöchl Elisa TGUS	2014	11.450 (4)				11.450
				0.700	4.600	6.150	-	
5.	 AUT	Funke Hannah TGUS	2014	11.400 (5)				11.400
				0.400	4.800	6.200	-	


SPRING CUP Individual and Team competition

18.03.2023 - 18.03.2023 - B Category Kinder 1(2015 und 2014)

Rank	Country	Name/Club	Year	●				Score
				D	A	E	Ded.	
1.	 AUT	Balan Amelie TGUS	2014	14.783 (1)				14.783
				3.500	5.533	5.750	-	


SPRING CUP Individual and Team competition

18.03.2023 - 18.03.2023 - B Category Jugend 3(2014 und 2013)

Rank	Country	Name/Club	Year	U				Score
				D	A	E	Ded.	
1.	 CZE	Plocová Kateřina SK MG Ajur Hradec Králové	2013	13.783 (1)				13.783
				2.200	5.833	6.050	0.30	

SPRING CUP Individual and Team competition

18.03.2023 - 18.03.2023 - B Category Jugend 3(2014 und 2013)

Rank	Country	Name/Club	Year	○				Score
				D	A	E	Ded.	
1.	 CZE	Plocová Kateřina SK MG Ajur Hradec Králové	2013	17.317 (1)				17.317
				4.100	5.967	7.250	-	






SPRING CUP Individual and Team competition

18.03.2023 - 18.03.2023 - B Category Jugend 3(2014 und 2013)

Rank	Country	Name/Club	Year	●				Score
				D	A	E	Ded.	
1.	 AUT	Marchuk Yaroslava TGUS	2014	14.333 (1)				14.333
				2.200	5.533	6.600	-	
2.	 AUT	Zaiats Nikol TGUS	2013	13.267 (2)				13.267
				2.500	4.767	6.000	-	
3.	 AUT	Kim Maryna TGUS	2014	12.150 (3)				12.150
				2.100	5.000	5.050	-	

SPRING CUP Individual and Team competition

18.03.2023 - 18.03.2023 - B Category Jugend 2(2013 and 2012)

Rank	Country	Name/Club	Year	○				Score
				D	A	E	Ded.	
1.	 CZE	Šulganová Nela <i>SK MG Ajur Hradec Králové</i>	2012	18.650 (1)				18.650
				4.800	6.500	7.350	-	
2.	 AUT	ILENANA Yaryna Marya <i>GUG Gymnastiksport Union Graz</i>	2013	14.367 (2)				14.367
				2.200	5.467	6.700	-	
3.	 AUT	Köllerer Frieda <i>TGUS</i>	2012	12.100 (3)				12.100
				0.500	5.500	6.100	-	
4.	 AUT	Abbas Talin <i>TGUS</i>	2013	11.083 (4)				11.083
				0.600	4.733	5.750	-	
5.	 AUT	Abbas Kalthouma <i>TGUS</i>	2012	9.767 (5)				9.767
				0.300	4.467	5.000	-	

SPRING CUP Individual and Team competition

18.03.2023 - 18.03.2023 - B Category Jugend 2(2013 and 2012)

Rank	Country	Name/Club	Year	●				Score
				D	A	E	Ded.	
1.	 AUT	Bezuglaya Anna <i>TGUS</i>	2012	19.517 (1)				19.517
				6.100	6.467	6.950	-	
2.	 CZE	Kohoutová Eliška <i>T.J.Sokol Hodkovičky</i>	2012	15.267 (2)				15.267
				3.300	6.267	5.700	-	
3.	 AUT	Yankina Daria <i>GUG Gymnastiksport Union Graz</i>	2013	12.650 (3)				12.650
				1.700	5.200	5.750	-	
4.	 AUT	Resch Pia <i>TGUS</i>	2012	10.983 (4)				10.983
				1.600	4.933	4.750	0.30	
5.	 AUT	Wacker Sandra <i>TGUS</i>	2012	10.300 (5)				10.300
				0.300	5.100	4.900	-	
6.	 AUT	Cebis Lea <i>TGUS</i>	2013	10.267 (6)				10.267
				0.200	4.767	5.300	-	

SPRING CUP Individual and Team competition

18.03.2023 - 18.03.2023 - B Category Jugend 2(2013 and 2012)

Rank	Country	Name/Club	Year	🍴				Score
				D	A	E	Ded.	
1.	 CZE	Šulganová Nela <i>SK MG Ajur Hradec Králové</i>	2012	17.167 (1)				17.167
				3.300	6.667	7.200	-	
2.	 CZE	Kohoutová Eliška <i>T.J.Sokol Hodkovičky</i>	2012	17.117 (2)				17.117
				4.000	6.867	6.250	-	
3.	 AUT	Bezuglaya Anna <i>TGUS</i>	2012	13.783 (3)				13.783
				3.700	5.533	4.850	0.30	
4.	 AUT	Marchuk Svitlana <i>TGUS</i>	2012	13.633 (4)				13.633
				2.200	5.933	6.100	0.60	

SPRING CUP Individual and Team competition

18.03.2023 - 18.03.2023 - B Category Jugend 1(2012 and 2011)

Rank	Country	Name/Club	Year	○				Score
				D	A	E	Ded.	
1.	 CZE	Lysenko Kira <i>SK MG Ajur Hradec Králové</i>	2011	19.017 (1)				19.017
				5.600	6.467	6.950	-	
2.	 AUT	Hesse Johanna <i>GUG Gymnastiksport Union Graz</i>	2011	17.750 (2)				17.750
				4.900	6.200	6.650	-	
3.	 AUT	Kreutzer Elena <i>TGUS</i>	2012	15.000 (3)				15.000
				2.300	6.400	6.300	-	
4.	 AUT	Höck Yamina <i>GUG Gymnastiksport Union Graz</i>	2012	14.933 (4)				14.933
				3.000	5.733	6.200	-	
5.	 AUT	Wulz Valentina <i>Turnverein Maxglan</i>	2011	13.017 (5)				13.017
				1.800	5.467	5.750	-	
6.	 AUT	Hofherr Emilia <i>TGUS</i>	2012	12.150 (6)				12.150
				1.300	5.200	5.650	-	
7.	 AUT	Kilic Nisa <i>Turnverein Maxglan</i>	2011	11.333 (7)				11.333
				0.800	4.833	5.700	-	


SPRING CUP Individual and Team competition

18.03.2023 - 18.03.2023 - B Category Jugend 1(2012 and 2011)

Rank	Country	Name/Club	Year	●				Score
				D	A	E	Ded.	
1.	 CZE	Kotová Karolína <i>T.J.Sokol Hodkovičky</i>	2011	18.167 (1)				18.167
				5.400	6.067	6.700	-	
2.	 CZE	Michlová Natálie <i>T.J.Sokol Hodkovičky</i>	2011	17.117 (2)				17.117
				4.000	6.467	6.650	-	
3.	 AUT	Khomenko Arina <i>TGUS</i>	2012	16.100 (3)				16.100
				3.400	5.400	7.300	-	
4.	 AUT	Wulz Valentina <i>Turnverein Maxglan</i>	2011	11.933 (4)				11.933
				0.300	5.033	6.600	-	
5.	 AUT	Kilic Nisa <i>Turnverein Maxglan</i>	2011	11.117 (5)				11.117
				0.500	4.967	5.650	-	
6.	 AUT	Weilhartner Emma <i>Turnverein Maxglan</i>	2012	10.750 (6)				10.750
				0.300	4.600	5.850	-	
7.	 AUT	Koller Valentina <i>TGUS</i>	0	10.350 (7)				10.350
				0.400	4.900	5.050	-	

SPRING CUP Individual and Team competition













18.03.2023 - 18.03.2023 - B Category Jugend 1(2012 and 2011)

Rank	Country	Name/Club	Year	☞				Score
				D	A	E	Ded.	
1.	 CZE	Lysenko Kira <i>SK MG Ajur Hradec Králové</i>	2011	19.817 (1)				19.817
				6.200	6.767	6.850	-	

Rank	Country	Name/Club	Year					Score
				D	A	E	Ded.	
2.	 CZE	Kotová Karolína <i>T.J.Sokol Hodkovičky</i>	2011	18.983 (2)				18.983
				4.800	7.233	6.950	-	
3.	 CZE	Michlová Natálie <i>T.J.Sokol Hodkovičky</i>	2011	17.967 (3)				17.967
				4.900	6.467	6.600	-	
4.	 AUT	Hesse Johanna <i>GUG Gymnastiksport Union Graz</i>	2011	17.017 (4)				17.017
				4.000	6.167	6.850	-	
5.	 AUT	Khomenko Arina <i>TGUS</i>	2012	15.217 (5)				15.217
				3.400	5.367	6.450	-	


SPRING CUP Individual and Team competition

18.03.2023 - 18.03.2023 - B Category Juniorinnen 1(2008 and 2009)

Rank	Country	Name/Club	Year					Score
				D	A	E	Ded.	
1.	 CZE	Kodýdková Adina <i>T.J.Sokol Hodkovičky</i>	2008	18.883 (1)				18.883
				5.800	6.533	6.550	-	
2.	 CZE	Wright Ella <i>T.J.Sokol Hodkovičky</i>	2008	18.367 (2)				18.367
				5.300	6.467	6.600	-	
3.	 CZE	Wright Isabel <i>T.J.Sokol Hodkovičky</i>	2008	18.083 (3)				18.083
				5.000	6.833	6.250	-	
4.	 GER	Ostertag Diana <i>RSG Stuttgart</i>	2008	17.833 (4)				17.833
				4.100	6.433	7.300	-	
5.	 AUT	Jurtschitsch Lena <i>GUG Gymnastiksport Union Graz</i>	2009	16.717 (5)				16.717
				4.900	5.867	6.550	0.60	
6.	 AUT	Safoyan Helena <i>GUG Gymnastiksport Union Graz</i>	2009	12.583 (6)				12.583
				3.200	4.733	4.950	0.30	
7.	 AUT	Nazarkulova Lira <i>TGUS</i>	2009	12.517 (7)				12.517
				1.100	5.767	5.650	-	
8.	 GER	Novikova Lea <i>RSG Stuttgart</i>	2008	11.800 (8)				11.800
				1.800	4.700	5.900	0.60	
9.	 AUT	Vikic Elma <i>Turnverein Maxglan</i>	2009	11.583 (9)				11.583
				1.200	4.633	5.750	-	
10.	 AUT	Ottino Lara <i>Turnverein Maxglan</i>	2009	10.550 (10)				10.550
				0.500	4.400	5.650	-	
11.	 AUT	Hofer Kathrin <i>Turnverein Maxglan</i>	2009	10.417 (11)				10.417
				1.000	4.467	4.950	-	
12.	 AUT	Klemm Louisa <i>Turnverein Maxglan</i>	2008	9.383 (12)				9.383
				0.400	3.933	5.050	-	

SPRING CUP Individual and Team competition




18.03.2023 - 18.03.2023 - B Category Juniorinnen 1(2008 and 2009)

Rank	Country	Name/Club	Year					Score
				D	A	E	Ded.	

Rank	Country	Name/Club	Year					Score
				D	A	E	Ded.	
1.	 CZE	Wright Ella <i>T.J.Sokol Hodkovičky</i>	2008	19.983 (1)				19.983
				6.200	6.833	6.950	-	
2.	 CZE	Kodýdková Adina <i>T.J.Sokol Hodkovičky</i>	2008	19.083 (2)				19.083
				5.700	6.533	6.850	-	
3.	 GER	Novikova Lea <i>RSG Stuttgart</i>	2008	16.533 (3)				16.533
				4.400	5.633	6.500	-	
4.	 AUT	Jurtschitsch Lena <i>GUG Gymnastiksport Union Graz</i>	2009	15.700 (4)				15.700
				4.300	5.200	6.500	0.30	
5.	 GER	Ostertag Diana <i>RSG Stuttgart</i>	2008	15.617 (5)				15.617
				3.200	6.167	6.250	-	
6.	 AUT	Riedl Melina <i>Turnverein Maxglan</i>	2008	9.933 (6)				9.933
				0.800	4.433	4.700	-	

SPRING CUP Individual and Team competition

18.03.2023 - 18.03.2023 - B Category Juniorinnen 1(2008 and 2009)

Rank	Country	Name/Club	Year					Score
				D	A	E	Ded.	
1.	 CZE	Wright Isabel <i>T.J.Sokol Hodkovičky</i>	2008	19.250 (1)				19.250
				6.200	6.400	6.650	-	
2.	 AUT	Nazarkulova Lira <i>TGUS</i>	2009	12.800 (2)				12.800
				1.900	5.100	5.800	-	



SPRING CUP Individual and Team competition

18.03.2023 - 18.03.2023 - B Category Juniorinnen 2(2010)

Rank	Country	Name/Club	Year					Score
				D	A	E	Ded.	
1.	 CZE	Pezdová Lucie <i>SK MG Havířov</i>	2010	19.483 (1)				19.483
				5.500	6.833	7.150	-	
2.	 CZE	Galuszková Amálie <i>SK MG Havířov</i>	2010	19.000 (2)				19.000
				5.700	6.500	6.800	-	
3.	 AUT	Juricevic Antonela <i>Turnverein Maxglan</i>	2010	10.033 (3)				10.033
				0.900	4.433	4.700	-	



SPRING CUP Individual and Team competition

18.03.2023 - 18.03.2023 - B Category Juniorinnen 2(2010)

Rank	Country	Name/Club	Year					Score
				D	A	E	Ded.	
1.	 CZE	Galuszková Amálie <i>SK MG Havířov</i>	2010	17.917 (1)				17.917
				5.200	6.467	6.250	-	

SPRING CUP Individual and Team competition

18.03.2023 - 18.03.2023 - B Category Juniorinnen 2(2010)

Rank	Country	Name/Club	Year					Score
				D	A	E	Ded.	
1.	 CZE	Pezdová Lucie <i>SK MG Havířov</i>	2010	19.200 (1)				19.200
				5.100	6.800	7.300	-	

SPRING CUP Individual and Team competition

18.03.2023 - 18.03.2023 - B Category Senior(2007 and older)

Rank	Country	Name/Club	Year					Score
				D	A	E	Ded.	
1.	 SLO	Muraus Katarina <i>DŠRG Branik Maribor</i>	2005	25.550 (1)				25.550
				10.600	7.000	7.950	-	
2.	 CZE	Laubeová Karolína <i>SK MG Ajur Hradec Králové</i>	2007	16.267 (2)				16.267
				3.300	6.267	6.700	-	
3.	 AUT	Khalil Sarah <i>TGUS</i>	2007	14.950 (3)				14.950
				2.800	5.500	6.650	-	


SPRING CUP Individual and Team competition

18.03.2023 - 18.03.2023 - B Category Senior(2007 and older)

Rank	Country	Name/Club	Year					Score
				D	A	E	Ded.	
1.	 SLO	Kokotovič Anja <i>DŠRG Branik Maribor</i>	2005	22.300 (1)				22.300
				8.700	6.800	6.800	-	
2.	 CZE	Nesterenko Veronika <i>SK MG Ajur Hradec Králové</i>	2006	18.367 (2)				18.367
				6.700	5.867	6.100	0.30	
3.	 AUT	Khalil Sarah <i>TGUS</i>	2007	15.467 (3)				15.467
				2.700	6.167	6.600	-	



SPRING CUP Individual and Team competition

18.03.2023 - 18.03.2023 - B Category Senior(2007 and older)

Rank	Country	Name/Club	Year					Score
				D	A	E	Ded.	
1.	 SLO	Muraus Katarina <i>DŠRG Branik Maribor</i>	2005	25.117 (1)				25.117
				10.000	7.467	7.650	-	
2.	 CZE	Nesterenko Veronika <i>SK MG Ajur Hradec Králové</i>	2006	18.433 (2)				18.433
				6.700	6.533	5.800	0.60	
3.	 CZE	Laubeová Karolína <i>SK MG Ajur Hradec Králové</i>	2007	16.183 (3)				16.183
				3.800	6.133	6.250	-	

SPRING CUP Individual and Team competition

18.03.2023 - 18.03.2023 - B Category Senior(2007 and older)

Rank	Country	Name/Club	Year					Score
				D	A	E	Ded.	
1.	 SLO	Kokotovič Anja <i>DŠRG Branik Maribor</i>	2005	21.533 (1)				21.533
				8.000	7.133	6.400	-	












SPRING CUP Individual and Team competition



18.03.2023 - 18.03.2023 - Kinder A

Place	Country	Team	□				U				○				●				Score
			D	E	Ded.	Sum	D	E	Ded.	Sum	D	E	Ded.	Sum	D	E	Ded.	Sum	
1.	AUT	TGUS A Kinder	16.233 (1)				-				34.217 (1)				16.533 (2)				66.983
		1. Beckenberger Emilia (2013)	-	-	-	-					3.800	13.067	0.000	16.867	4.100	12.433	0.000	16.533	33.400
		2. Teslenko Maria (2014)	2.300	13.933	0.000	16.233					3.300	11.800	0.000	15.100	-	-	-	-	31.333
		3. Klotzinger Lisa (2013)	-	-	-	-					5.100	12.550	0.300	17.350	3.300	9.833	0.000	13.133	30.483
2.	AUT	Sportunion Mühlbach 1	-				-				27.633 (2)				24.816 (1)				52.449
		1. Fragner Paulina (2013)									2.700	11.433	0.000	14.133	2.200	10.833	0.000	13.033	27.166
		2. Baumgartner Juliana (2013)									2.600	11.200	0.300	13.500	1.100	10.683	0.000	11.783	25.283

SPRING CUP Individual and Team competition

18.03.2023 - 18.03.2023 - Jugend A

Place	Country	Team																	Score	
			D	E	Ded.	Sum	D	E	Ded.	Sum	D	E	Ded.	Sum	D	E	Ded.	Sum		
1.		ŠK ŠOG Nitra	22.050 (5)				62.300 (1)				-				-				84.350	
		1. Mancová Nina (2013)	8.100	13.950	0.000	22.050	7.500	14.500	0.000	22.000									44.050	
		2. Filipeková Ema (2012)	6.700	12.100	0.600	18.200	7.100	14.250	0.000	21.350									39.550	
		3. Skačanová Salomé (2013)	5.900	12.350	0.000	18.250	6.800	12.150	0.000	18.950									37.200	
2.		T.J.Sokol Hodkovičky - Pre-junior	41.050 (3)				-				40.900 (1)				-				81.950	
		1. Kopecká Tereza (2011)	9.000	13.700	0.000	22.700					7.500	14.350	0.000	21.850					44.550	
		2. Burešová Pavla (2011)	4.800	12.600	0.000	17.400					6.100	12.950	0.000	19.050					36.450	
		3. Kinder Sydney (2012)	6.200	12.150	0.000	18.350					4.600	12.350	0.000	16.950					35.300	
3.		TGUS A Jugend	17.950 (6)				19.350 (2)				34.500 (2)				-				71.800	
		1. Konizhai Kvitoslava (2012)	6.200	11.750	0.000	17.950	6.800	12.550	0.000	19.350	6.100	12.900	0.000	19.000					56.300	
		2. Resmann Eva (2012)	2.300	7.650	0.300	9.650	4.500	10.000	0.000	14.500	5.100	10.400	0.000	15.500					39.650	
4.		LFT Tirol Jugend	17.150 (7)				-				33.700 (3)				16.700 (1)				67.550	
		1. Hüve Lisa (2011)	4.800	11.050	0.600	15.250	-	-	-	-	5.700	12.450	0.000	18.150	-	-	-	-	33.400	
		2. Adiakpor Sarafina (2012)	4.300	12.850	0.000	17.150	-	-	-	-	-	-	-	-	-	-	-	-	17.150	
		3. Nominchuluun Indra (2011)	-	-	-	-	-	-	-	-	-	-	-	-	-	4.100	12.600	0.000	16.700	16.700
		4. Miljak Lara (2011)	-	-	-	-	-	-	-	-	-	3.700	11.850	0.000	15.550	-	-	-	-	15.550
		5. Etschmann Julia (2012)	-	-	-	-	2.600	12.250	0.000	14.850	-	-	-	-	-	-	-	-	14.850	
5.		Pettenbach pre-junior A	33.950 (4)				16.100 (4)				16.350 (5)				-				66.400	
		1. Tiefenthaller Hellena (2011)	6.400	11.650	0.000	18.050	-	-	-	-	5.600	10.750	0.000	16.350	4.100	10.150	0.000	14.250	48.650	
		2. Hauser Amelie (2013)	4.400	11.500	0.000	15.900	3.400	12.700	0.000	16.100	-	-	-	-	-	-	-	-	32.000	
		3. Waser Romy (2012)	2.500	11.450	0.000	13.950	-	-	-	-	-	-	-	-	-	-	-	13.950		
6.		VTS 1	49.750 (1)				15.700 (5)				-				-				65.450	
		1. Peric Nika (0)	3.200	13.000	0.000	16.200	4.600	11.100	0.000	15.700	-	-	-	-					31.900	
		2. Stropnik Aurelia (2011)	5.300	11.150	0.000	16.450	-	-	-	-	4.000	10.800	0.000	14.800					31.250	
		3. Mathies Amelie (2012)	4.400	12.700	0.000	17.100	2.900	10.700	0.600	13.000	-	-	-	-					30.100	
7.		Team SU ADM Linz A 1	15.850 (8)				15.050 (6)				18.550 (4)				14.600 (2)				64.050	
		1. Lettner Caroline (2011)	-	-	-	-	-	-	-	-	-	6.000	12.550	0.000	18.550	4.900	9.700	0.000	14.600	33.150
		2. Katabova Amina (2013)	3.500	12.350	0.000	15.850	-	-	-	-	-	-	-	-	-	-	-	-	-	15.850
		3. Röbl Ines (2012)	-	-	-	-	3.200	11.850	0.000	15.050	-	-	-	-	-	-	-	-	-	15.050
		4. Fleischanderl Emma (2013)	2.300	12.200	0.000	14.500	-	-	-	-	-	-	-	-	-	-	-	-	-	14.500
		5. Ibragimova Mislina (2012)	-	-	-	-	-	-	-	-	3.100	11.400	0.000	14.500	-	-	-	-	14.500	

Place	Country	Team	○				●				🍴				🍷				Score
			D	E	Ded.	Sum	D	E	Ded.	Sum	D	E	Ded.	Sum	D	E	Ded.	Sum	
8.	 AUT	SU Rauris Jugend	47.650 (2)				16.400 (3)				-				-				64.050
		1. Göttel Linda (2012)	3.700	12.950	0.000	16.650	3.700	12.700	0.000	16.400									33.050
		2. Obermoser Monja (2013)	4.500	12.750	0.000	17.250	-	-	-	-									17.250
		3. Burgschwaiger Laura (2012)	2.100	11.650	0.000	13.750	-	-	-	-									13.750
9.	 AUT	Sportunion Mühlbach 2	13.350 (9)				-				14.200 (6)				-				27.550
		1. Grubesa Emma (2011)	3.000	10.350	0.000	13.350					3.300	10.900	0.000	14.200					27.550

SPRING CUP Individual and Team competition

18.03.2023 - 18.03.2023 - Juniorinnen A

Place	Country	Team	○				●				🍴				🍷				Score
			D	E	Ded.	Sum	D	E	Ded.	Sum	D	E	Ded.	Sum	D	E	Ded.	Sum	
1.	CZE	T.J.Sokol Hodkovičky-Juniors 1	24.750 (3)				21.300 (5)				21.800 (6)				22.400 (1)				90.250
		1. Obstová Tereza (2008) 2. Samareva Alisa (2008)	8.100 10.000	12.400 14.750	0.600 0.000	19.900 24.750	7.200 -	14.100 -	0.000 -	21.300 -	8.400 -	13.400 -	0.000 -	21.800 -	- 8.600	- 13.800	- 0.000	- 22.400	63.000 47.150
2.	AUT	TGUS A Juniorinnen	38.900 (1)				-				41.450 (1)				-				80.350
		1. Petrova Natalia (2008)	7.600	11.150	0.000	18.750	-	-	-	-	8.900	13.600	0.000	22.500					41.250
		2. Rybalka Polina (2009)	-	-	-	-	6.900	11.200	0.000	18.100	7.500	11.450	0.000	18.950					37.050
		3. Miklavcic Anna (2009) 4. Brandauer Leah (2010)	7.000 -	13.150 -	0.000 -	20.150 -	- 5.300	- 10.000	- 0.000	- 15.300	- -	- -	- -	- -					20.150 15.300
3.	AUT	Team Juniors ÖTB Linz 1	19.050 (7)				21.250 (6)				20.800 (7)				19.250 (2)				80.350
		1. Razinkova Alina (2008) 2. Kapaj Ersi (2010)	- 7.500	- 11.550	- 0.000	- 19.050	8.300 -	12.950 -	0.000 -	21.250 -	- 7.200	- 13.600	- 0.000	- 20.800	6.500 -	12.750 -	0.000 -	19.250 -	40.500 39.850
4.	AUT	Team Juniors ÖTB Linz 2	20.650 (4)				20.600 (7)				38.950 (3)				-				80.200
		1. Preiml Viola (2009)	-	-	-	-	6.800	13.800	0.000	20.600	6.000	14.500	0.000	20.500					41.100
		2. Weber Paula (2009) 3. Pamminger Magdalena (2009)	7.200 5.100	13.450 12.350	0.000 0.000	20.650 17.450	- -	- -	- -	- -	6.200 6.100	11.950 12.350	0.000 0.000	18.150 18.450					38.800 35.900
5.	CZE	SK MG Havířov JUNI A	19.250 (6)				20.250 (9)				39.200 (2)				-				78.700
		1. Hýžová Emilly (2009) 2. Elederová Nela (0)	- 6.500	- 12.750	- 0.000	- 19.250	7.200 -	13.050 -	0.000 -	20.250 -	5.700 6.400	13.400 13.700	0.000 0.000	19.100 20.100	6.100 -	12.900 -	0.000 -	19.000 -	58.350 39.350
6.	AUT	LZ WN 1	-				39.900 (3)				19.900 (9)				17.750 (4)				77.550
		1. Oswald Samantha (2009)					6.500	13.900	0.000	20.400	7.500	12.400	0.000	19.900	-	-	-	-	40.300
		2. Beisteiner Franziska (2010) 3. Savic Teodora (2010)					6.400 -	13.100 -	0.000 -	19.500 -	- 5.500	- 10.550	- 0.000	- 16.050	5.600 5.000	12.150 12.200	0.000 0.000	17.750 17.200	37.250 33.250
7.	AUT	VTS 2	-				57.950 (1)				18.550 (10)				-				76.500
		1. Kalashnikova Anastasia (2010)					6.700	13.700	0.000	20.400	5.500	13.050	0.000	18.550					38.950
		2. Oygur Melia (2010) 3. Oygur Aylin (0)					6.200 5.000	13.250 13.100	0.000 0.000	19.450 18.100	4.400 4.700	13.250 12.550	0.000 0.000	17.650 17.250					37.100 35.350
8.	CZE	České Budějovice Junior	-				36.800 (4)				20.300 (8)				18.250 (3)				75.350
		1. Špirochová Tereza (2010)					6.200	12.750	0.000	18.950	6.500	13.800	0.000	20.300	-	-	-	-	39.250
		2. Škaroupková Veronika (2010) 3. Pindurová Eliška (2010)					5.200 5.600	12.550 12.250	0.000 0.000	17.750 17.850	- 5.100	- 12.050	- 0.000	- 17.150	5.500 -	12.750 -	0.000 -	18.250 -	36.000 35.000

Place	Country	Team	○				●				🍴				🌀				Score
			D	E	Ded.	Sum	D	E	Ded.	Sum	D	E	Ded.	Sum	D	E	Ded.	Sum	
9.	CZE	T.J.Sokol Hodkovičky-Juniors 2	19.550 (5)				20.300 (8)				34.600 (4)				-				74.450
		1. Babištová Johana (2010) 2. Křížková Barbora (2010)	6.900 -	12.650 -	0.000 -	19.550 -	- 6.300	- 14.000	- 0.000	- 20.300	6.200 4.700	13.100 10.600	0.000 0.000	19.300 15.300					38.850 35.600
10.	AUT	LZ WN 2	-				52.600 (2)				17.700 (11)				-				70.300
		1. Enkzhol Enerel (2010) 2. Radonjic Magdalena (2010) 3. Biro Barbara (2010)					5.900 4.800 4.800	12.400 12.050 12.650	0.000 0.000 0.000	18.300 16.850 17.450	- 5.500 3.400	- 12.200 9.950	- 0.000 0.000	- 17.700 13.350	5.800 - -	10.750 - -	0.000 - -	16.550 - -	34.850 34.550 30.800
11.	GER	TV Nellingen Junior	18.900 (8)				18.950 (10)				17.300 (12)				13.650 (5)				68.800
		1. Komerova Lika (2008) 2. Dzybenko Emilia (0)	6.100 3.200	12.800 10.700	0.000 0.300	18.900 13.600	5.800 -	13.150 -	0.000 -	18.950 -	5.300 -	12.000 -	0.000 -	17.300 -	3.500 -	10.150 -	0.000 -	13.650 -	68.800 13.600
12.	AUT	SU Rauris Junior	32.150 (2)				-				31.200 (5)				-				63.350
		1. Obermoser Lara (0) 2. Plaickner Anna (0) 3. Thurner Lea (0) 4. Salchegger Mia (0)	4.700 2.600 3.700 2.400	12.200 10.500 11.550 11.150	0.000 0.000 0.000 0.000	16.900 13.100 15.250 13.550					4.800 3.300 - -	12.000 11.100 - -	0.000 0.000 - -	16.800 14.400 - -					33.700 27.500 15.250 13.550

SPRING CUP Individual and Team competition

18.03.2023 - 18.03.2023 - A Category Senior (2007 and older)

Place	Country	Team	○				●				🍴				🍷				Score
			D	E	Ded.	Sum	D	E	Ded.	Sum	D	E	Ded.	Sum	D	E	Ded.	Sum	
1.	CZE	T.J.Sokol Hodkovičky Senior	25.000 (1)				26.700 (2)				26.050 (3)				24.200 (1)				101.950
		1. Havlíková Karolina (2006) 2. Husovská Natálie (2007)	10.700 -	14.300 -	0.000 -	25.000 -	11.200 7.900	15.500 14.250	0.000 0.000	26.700 22.150	10.200 6.600	15.850 11.200	0.000 0.600	26.050 17.200	9.800 -	15.000 -	0.600 -	24.200 -	101.950 39.350
2.	CZE	České Budějovice Senior	23.750 (3)				23.400 (4)				23.900 (4)				23.150 (2)				94.200
		1. PODLAHOVA Adela (2005) 2. Bretšnajdrová Lucie (2005)	9.300 -	14.450 -	0.000 -	23.750 -	8.700 8.400	14.700 14.100	0.000 0.000	23.400 22.500	8.900 -	15.000 -	0.000 -	23.900 -	8.800 5.600	14.650 13.300	0.300 0.000	23.150 18.900	94.200 41.400
3.	GER	TV Nellingen senior	24.600 (2)				23.850 (3)				22.250 (5)				22.750 (3)				93.450
		1. Kirpichnikova Alexandra (0) 2. Nestic Elena (2007)	10.200 -	14.400 -	0.000 -	24.600 -	9.100 4.600	14.750 11.150	0.000 0.000	23.850 15.750	9.100 3.300	13.150 10.000	0.000 0.000	22.250 13.300	9.700 -	13.050 -	0.000 -	22.750 -	93.450 29.050
4.	AUT	LFT Tirol Elite	21.650 (4)				-				42.050 (2)				20.900 (4)				84.600
		1. Cirabisi Sophia (2007) 2. Möhring Lena (2005)	7.600 6.600	14.050 13.750	0.000 0.000	21.650 20.350					7.700 7.400	13.500 13.750	0.300 0.000	20.900 21.150	6.700 6.000	14.200 13.900	0.000 0.000	20.900 19.900	63.450 61.400
5.	AUT	Team SU ADM Linz A 2	17.150 (5)				35.850 (1)				16.800 (6)				-				69.800
		1. Voitleitner Iris (2007) 2. Bernau Stella (2007)	- 5.100	- 12.050	- 0.000	- 17.150	7.200 3.800	12.850 12.000	0.000 0.000	20.050 15.800	5.500 -	11.300 -	0.000 -	16.800 -					36.850 32.950
6.	AUT	TGUS Elite	-				14.750 (5)				47.000 (1)				-				61.750
		1. Migsch Yana (2007) 2. Neumayr Paola (2007) 3. Bendl Lea (2007)	- - 3.300	- - 10.300	- - 0.300	- - 13.300	3.300 3.200 -	11.450 11.100 -	0.000 0.300 -	14.750 14.000 -	3.900 3.400 3.200	12.000 12.500 12.000	0.000 0.000 0.000	15.900 15.900 15.200					30.650 29.900 28.500











SPRING CUP Individual and Team competition

18.03.2023 - 18.03.2023 - Kinder B

Place	Country	Team	□				U				○				●				Score
			D	E	Ded.	Sum	D	E	Ded.	Sum	D	E	Ded.	Sum	D	E	Ded.	Sum	
1.	AUT	TGUS B Kinder	45.184 (1)				-				-				14.783 (2)				59.967
		1. Piddubna Sofia (2015)	2.300	13.067	0.000	15.367													15.367
		2. Bodocs Anna (2014)	1.850	13.067	0.000	14.917													14.917
		3. Mykhailiuk Daria (2014)	1.550	13.350	0.000	14.900													14.900
		4. Balan Amelie (2014)	-	-	-	-									3.500	11.283	0.000	14.783	14.783
		5. Merz Nelly (2015)	1.500	12.667	0.000	14.167													14.167
		6. Zaiats Nikol (2013)	-	-	-	-									2.500	10.767	0.000	13.267	13.267
2.	AUT	TGUS Kinder B1	23.733 (2)				-				-				26.483 (1)				50.216
		1. Marchuk Yaroslava (2014)	-	-	-	-									2.200	12.133	0.000	14.333	14.333
		2. Mayerhofer Lara (2014)	0.450	11.833	0.000	12.283												-	12.283
		3. Kim Maryna (2014)	-	-	-	-									2.100	10.050	0.000	12.150	12.150
		4. Jöchl Elisa (2014)	0.700	10.750	0.000	11.450												-	11.450
		5. Funke Hannah (2014)	0.400	11.000	0.000	11.400												-	11.400

SPRING CUP Individual and Team competition

18.03.2023 - 18.03.2023 - Jugend B

Place	Country	Team													Score
			D	E	Ded.	Sum	D	E	Ded.	Sum	D	E	Ded.	Sum	
1.		AJUR Prejunior B	37.667 (2)				-				36.984 (1)				74.651
		1. Lysenko Kira (2011) 2. Šulganová Nela (2012)	5.600 4.800	13.417 13.850	0.000 0.000	19.017 18.650					6.200 3.300	13.617 13.867	0.000 0.000	19.817 17.167	38.834 35.817
2.		T.J.Sokol Hodkovičky Jugend B	-				35.284 (2)				36.950 (2)				72.234
		1. Kotová Karolína (2011) 2. Michlová Natálie (2011) 3. Kohoutová Eliška (2012)					5.400 4.000 3.300	12.767 13.117 11.967	0.000 0.000 0.000	18.167 17.117 15.267	4.800 4.900 4.000	14.183 13.067 13.117	0.000 0.000 0.000	18.983 17.967 17.117	37.150 35.084 32.384
3.		TGUS B Jugend	-				35.617 (1)				29.000 (3)				64.617
		1. Bezuglaya Anna (2012) 2. Khomenko Arina (2012) 3. Marchuk Svitlana (2012) 4. Resch Pia (2012)					6.100 3.400 - 1.600	13.417 12.700 - 9.683	0.000 0.000 - 0.300	19.517 16.100 - 10.983	3.700 3.400 2.200 -	10.383 11.817 12.033 -	0.300 0.000 0.600 -	13.783 15.217 13.633 -	33.300 31.317 13.633 10.983
4.		GUG B Jugend 1	47.050 (1)				-				17.017 (4)				64.067
		1. Hesse Johanna (2011) 2. Höck Yamina (2012) 3. ILENANA Yaryna Marya (2013) 4. Yankina Daria (2013)	4.900 3.000 2.200 -	12.850 11.933 12.167 -	0.000 0.000 0.000 -	17.750 14.933 14.367 -	- - - 1.700	- - - 10.950	- - - 0.000	- - - 12.650	4.000 - - -	13.017 - - -	0.000 - - -	17.017 - - -	34.767 14.933 14.367 12.650
5.		Turnverein Maxglan Jugend B	24.350 (4)				23.050 (3)				-				47.400
		1. Wulz Valentina (2011) 2. Kilic Nisa (2011) 3. Weilhartner Emma (2012)	1.800 0.800 -	11.217 10.533 -	0.000 0.000 -	13.017 11.333 -	0.300 0.500 0.300	11.633 10.617 10.450	0.000 0.000 0.000	11.933 11.117 10.750					24.950 22.450 10.750
6.		TGUS Jugend B 3	23.183 (5)				20.567 (4)				-				43.750
		1. Köllner Frieda (2012) 2. Abbas Talin (2013) 3. Wacker Sandra (2012) 4. Cebis Lea (2013) 5. Abbas Kalthouma (2012)	0.500 0.600 - - 0.300	11.600 10.483 - - 9.467	0.000 0.000 - - 0.000	12.100 11.083 - - 9.767	- - 0.300 0.200 -	- - 10.000 10.067 -	- - 0.000 0.000 -	- - 10.300 10.267 -					12.100 11.083 10.300 10.267 9.767
7.		TGUS Jugend B 4	27.150 (3)				10.350 (5)				-				37.500
		1. Kreutzer Elena (2012) 2. Hofherr Emilia (2012) 3. Koller Valentina (0)	2.300 1.300 -	12.700 10.850 -	0.000 0.000 -	15.000 12.150 -	- - 0.400	- - 9.950	- - 0.000	- - 10.350					15.000 12.150 10.350

SPRING CUP Individual and Team competition

18.03.2023 - 18.03.2023 - Juniorinnen B

Place	Country	Team	○				●				🍴				Score
			D	E	Ded.	Sum	D	E	Ded.	Sum	D	E	Ded.	Sum	
1.		T.J.Sokol Hodkovičky Junior B	18.883 (5)				39.066 (1)				19.250 (1)				77.199
		1. Wright Ella (2008)	5.300	13.067	0.000	18.367	6.200	13.783	0.000	19.983	-	-	-	-	38.350
		2. Kodýdková Adina (2008)	5.800	13.083	0.000	18.883	5.700	13.383	0.000	19.083	-	-	-	-	37.966
		3. Wright Isabel (2008)	5.000	13.083	0.000	18.083	-	-	-	-	6.200	13.050	0.000	19.250	37.333
2.		SK MG Havířov JUNI B	38.483 (2)				17.917 (3)				19.200 (2)				75.600
		1. Pezdová Lucie (2010)	5.500	13.983	0.000	19.483	-	-	-	-	5.100	14.100	0.000	19.200	38.683
		2. Galuszková Amálie (2010)	5.700	13.300	0.000	19.000	5.200	12.717	0.000	17.917	-	-	-	-	36.917
3.		RSG Stuttgart Junior	29.633 (3)				32.150 (2)				-				61.783
		1. Ostertag Diana (2008)	4.100	13.733	0.000	17.833	3.200	12.417	0.000	15.617					33.450
		2. Novikova Lea (2008)	1.800	10.600	0.600	11.800	4.400	12.133	0.000	16.533					28.333
4.		GUG Junior B	29.300 (4)				15.700 (4)				-				45.000
		1. Jurtschitsch Lena (2009)	4.900	12.417	0.600	16.717	4.300	11.700	0.300	15.700					32.417
		2. Safoyan Helena (2009)	3.200	9.683	0.300	12.583	-	-	-	-					12.583
5.		Turnverein Maxglan Junioren B	42.583 (1)				-				-				42.583
		1. Vikic Elma (2009)	1.200	10.383	0.000	11.583	-	-	-	-					11.583
		2. Ottino Lara (2009)	0.500	10.050	0.000	10.550	-	-	-	-					10.550
		3. Hofer Kathrin (2009)	1.000	9.417	0.000	10.417	-	-	-	-					10.417
		4. Juricevic Antonela (2010)	0.900	9.133	0.000	10.033	-	-	-	-					10.033
		5. Riedl Melina (2008)	-	-	-	-	0.800	9.133	0.000	9.933					9.933
		6. Klemm Louisa (2008)	0.400	8.983	0.000	9.383	-	-	-	-					9.383
6.		TGUS Junioren B	12.517 (6)				-				12.800 (3)				25.317
		1. Nazarkulova Lira (2009)	1.100	11.417	0.000	12.517					1.900	10.900	0.000	12.800	25.317

SPRING CUP Individual and Team competition

18.03.2023 - 18.03.2023 - B Category Senior (2007 and older)

Place	Country	Team	○				●				🍴				🍷				Score
			D	E	Ded.	Sum	D	E	Ded.	Sum	D	E	Ded.	Sum	D	E	Ded.	Sum	
1.	SLO	DŠRG Branik Maribor-Senior B	25.550 (1)				22.300 (1)				25.117 (2)				21.533 (1)				94.500
		1. Muraus Katarina (2005)	10.600	14.950	0.000	25.550	-	-	-	-	10.000	15.117	0.000	25.117	-	-	-	-	50.667
		2. Kokotovič Anja (2005)	-	-	-	-	8.700	13.600	0.000	22.300	-	-	-	-	8.000	13.533	0.000	21.533	43.833
2.	CZE	AJUR Senior B	16.267 (2)				18.367 (2)				34.616 (1)				-				69.250
		1. Nesterenko Veronika (2006)	-	-	-	-	6.700	11.967	0.300	18.367	6.700	12.333	0.600	18.433					36.800
		2. Laubeová Karolína (2007)	3.300	12.967	0.000	16.267	-	-	-	-	3.800	12.383	0.000	16.183					32.450
3.	AUT	TGUS allgemeine Klasse	14.950 (3)				15.467 (3)				-				-				30.417
		1. Khalil Sarah (2007)	2.800	12.150	0.000	14.950	2.700	12.767	0.000	15.467									30.417